



NACHI Ball Screw Support Ball Bearings
- TAB Series -

Precision Angular Contact Ball Bearings
- NEW Inspection Card -



REPORT NO. 08PD-095

October 8, 2008

NACHI TECHNICAL CENTER

715 Pushville Road, Greenwood, IN 46112
Phone: (317) 535-3675 Fax: (317) 535-3659

Written by P. Kubota

Approved by M. Tapscott

Date: _____
Senior Engineer

Date: _____
NTC Engineering Manager

NACHI Ball Screw Support Ball Bearings - TAB Series

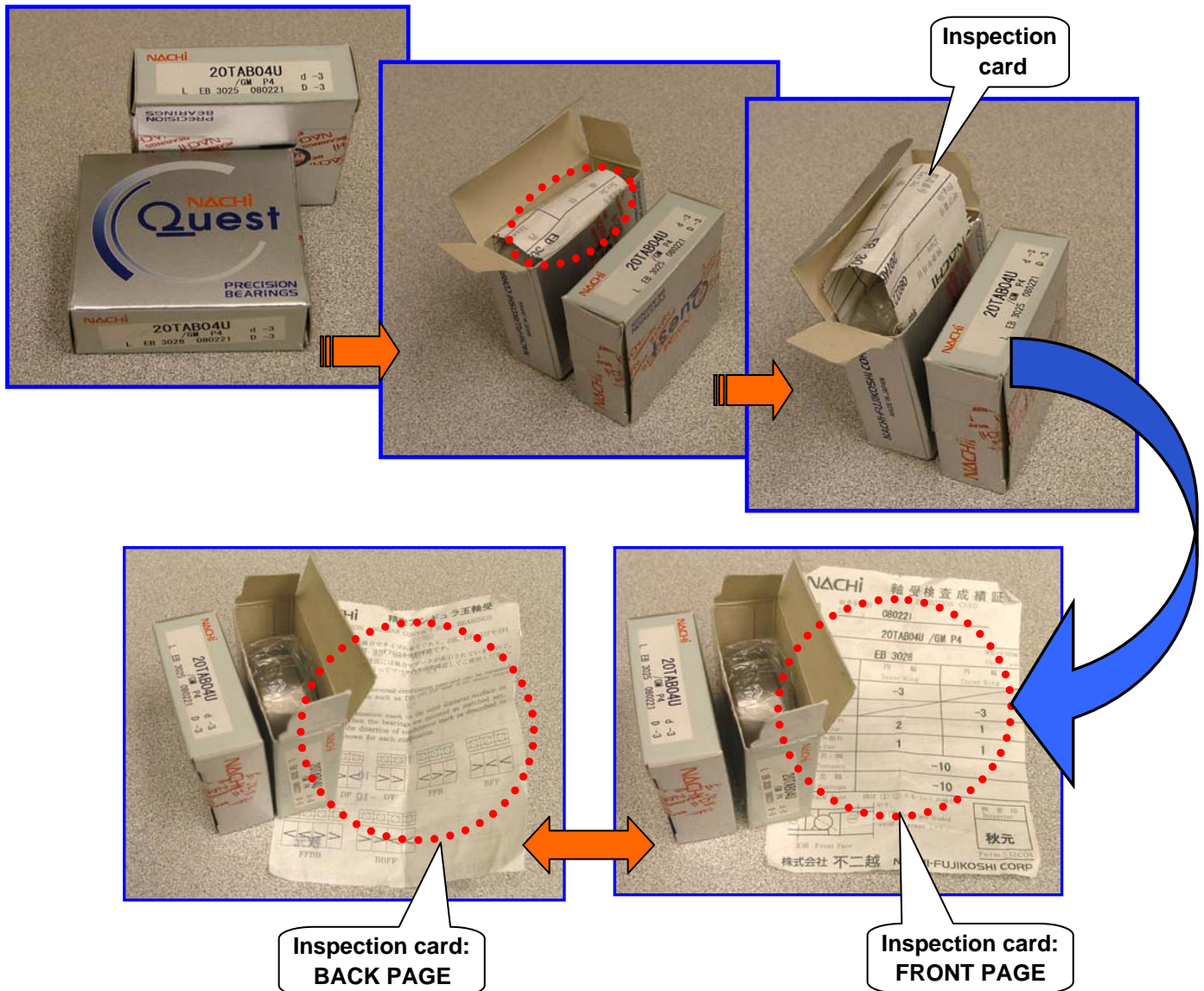
New Inspection card located inside of individual box

These individually boxed bearings are universal type and can be mounted in any combination such as DB, DF, DT, triplex or quad sets.

There is a orientation mark on the outer ring diameter surface.
When the bearings are mounted as matched set, please align the direction of orientation mark as described in the figures below.

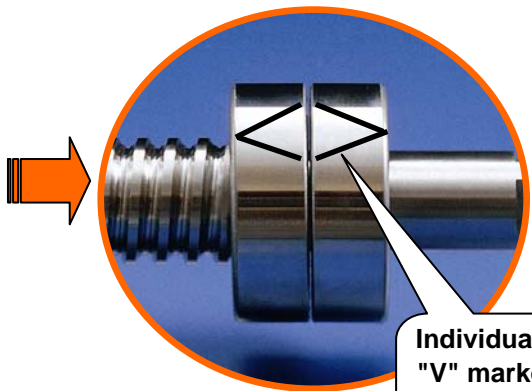
"U" type = Flush ground (Universal matching)

This permits the use of random combination where two or more bearings are mounted.






V mark is pointing in the direction of the load (in the application) applied to the outer ring.



Individually "V" marked on O.D. of outer ring



"V" mark is pointed toward outer ring counter bore side


"V" mark is pointed toward outer ring counter bore side




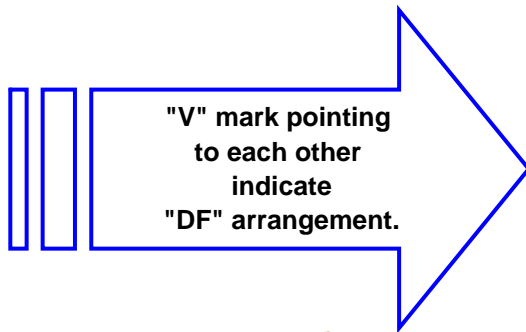
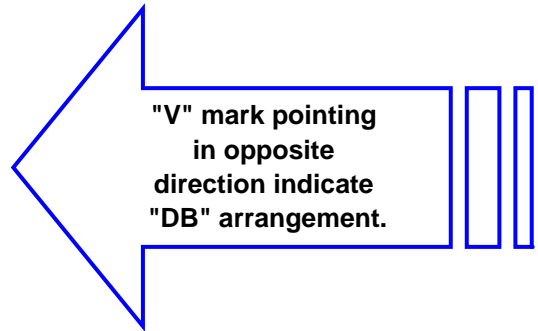
Outer ring back side

Outer ring counter bore side


Combinations set:



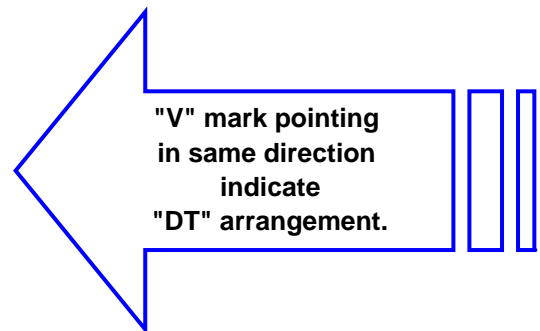
"DB"



"DF"



"DT"



Inspection Card: (front)

NACHI 軸受検査成績証
INSPECTION CARD

検査年月日 Date: **080221**

呼び番号 Brg.No: **20TAB04U /GM P4**

製造番号 Ser.No: **EB 3028** Unit= μ

項目 Item	内輪 Inner Ring	外輪 Outer Ring
軸受内径 Brg. Bore	-3	
軸受外径 Brg. O.D		-3
ラジアル振れ Radial Run Out	2	1
アキシアル振れ Axial Run Out	1	1
背面差幅 Back Face Protrusion		-10
正面差幅 Front Face Protrusion		-10

背面 Back Face 図は ① ② とも (-) の場合を示す。
① ② shows pre-loaded axial clearance (-)

検査印 Inspector: **秋元**
Form: 12CO4

株式会社 不二越 NACHI-FUJIKOSHI CORP

(back)

NACHI 精密アンギュラ玉軸受
PRECISION ANGULAR CONTACT BALL BEARINGS

ISS080

- この軸受は万能組合せタイプの軸受であり、DB、DF、DTや3列以上の組合せが可能で、4列以上の場合は、必ず組合せマークを合わせます。
- 軸受単体の外輪外径面には組合せマークが表示されていますので、図のように組合せによってマーク方向を確認してご使用ください。

1. These bearings are universal combination type and can be mounted in any combination such as DB, DF, DT and 3 or more rows matched set.

2. There is a combination mark on the outer diameter surface on outer ring. When the bearings are mounted as matched set, please align the direction of combination mark as described in the figures shown for each combination.

